

ARCHIMEDYS MODULSNEGL

Modulær skruer

Modulär skruv

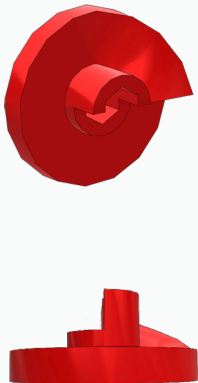
Modulaarinen kaira

Modular auger




FRH

Flange module




MRH 1/2

Feed module



MRH

Transport module



TRH

Termination module




Table for inspiration only. Purchase is always based on technical drawing. L and H are variables.

TYPE Ux	FRH	MRH 1/2	MRH	TRH	SHAFT
50/2"	50x50	50x25	50x50	50x50	On Demand
76/3"	76x80	76x40	76x40	76x80	
102/4"	102x100	102x50	102x100	102x100	
150/6"	150x150	150x75	150x150	150x150	
230/9"	---	230x100	230x200	---	
305/12"	---	300x150	300x305	---	